














Reception Long Term Curriculum Map

	Unit 1	Unit 2	Unit 3	Unit 4	Unit 5	Unit 6	Unit 7	Unit 8	Unit 9	Unit 10	Unit 11	Unit 12
Theme	All About Me	The Natural World	People Who Help us in our Locality	Winter and Christmas	Move it!	Materials and Joins	Cooking	Plants	Animals and Growing	Where in the world does my family come from?	Castles, Kings and Queens	Summer and the Seaside
Early Reading	Read first 16 single-letter Set 1 sounds m a s d t i n p g o c k u b f e l		Read all Set 1 single-letter sounds (m a s d t i n p g o c k u b f e l) h r j v y w z x Blend sounds into words orally		Blend sounds to read words Read short Ditty stories Read Set 1 Special Friends sh th ch qu ng nk ck		Read Red Storybooks Read 4 double consonants		Read Green Storybooks		Read Green or Purple Storybooks Read first 6 Set 2 sounds p ay ee igh ow (as in blow) oo (as in zoo) oo (as in look)	
Reception Talk Through Stories	The Rainbow Fish		Stick Man		Wonky Donkey		The Wall and the Wild		Sonya's Chickens	Handa's Hen	The Rapping Princess	Tiddler
English 5 a day text												
'Wow' moments	Photographs/drawings of children and their family	Walk around school or local park to look for signs of autumn	Invite a professional from a local business to come in and talk about their role in the community. Invite parents in these professional roles.	Walk around school or local park to look for signs of winter	Visit to local garage	Visit to a builder's yard or B&Q	Follow and cook recipes	Plant and grow a sunflower	Caterpillars or eggs and observe life cycles	Invite family members to visit wearing traditional dress and share their culture	Have a royal tea party fit for a queen	Visit the seaside
Enrichment Trips	babies clothes/my baby toys with mummy's/daddy's things									Share food that different families within the class eat		
Visitors												
Literacy - Writing	Representing name and initial letter sounds. Dominant hand, tripod grip, mark making, giving meaning to marks and labelling. Writing initial sounds and simple captions. Use initial sounds to label characters / images. Writing Names and Labels. Writing messages. Practising correct letter formation.		Writing CVC words. Name writing. Labelling using initial sounds and CVC words. Story scribing. Retelling stories in writing area. Sequencing the story. Practising correct letter formation. Start to write captions. Say a simple sentence for writing.		Caption Writing and Tricky Words. Writing some of the tricky words such as I, me, my, like, to, the. Writing CVC words. Labels using CVC, CVCC, CCVC words. Guided writing based around developing short sentences in a meaningful context. Create a story board. Practising correct letter formation.		Begin to write simple sentences. 'Hold and write a sentence'. Creating own story maps, writing captions and labels, writing simple sentences. Writing short sentences to accompany story maps. Labels and captions. Write a sentence. Ensuring correct letter formation.		Writing simple sentences. 'Hold and write a sentence'. Writing for a purpose in role play using phonetically plausible attempts at words, beginning to use finger spaces. Form lower-case and capital letters correctly. Rhyming words. Write 2 sentences. Ensuring correct letter formation.		Writing simple sentences and phrases that can be read by others. Story writing, writing sentences using a range of tricky words that are spelt correctly. Beginning to use full stops, capital letters and finger spaces. Using familiar texts as a model for writing own stories. Write a character description. Write three sentences with	

												beginning, middle and end. Using correct letter formation. Write recognisable letters, most of which are correctly formed. Spell words by identifying sounds in them and representing the sounds with a letter or letters.
Main writing outcome	Write some initial sounds I can write my own name		Write simple labels Start to write simple captions Say a simple sentence for writing (oral and count words)		Write captions Write short sentences Start to use finger spaces between my words I can read sentences back				Write simple sentences I can read my own sentences My teacher can read my sentences			
Maths Mastering Number	Subitising within 3 Focus on counting skills Explore how all numbers are made of 1s Focus on composition of 3 and 4	Subitise objects and sounds Comparison of sets - 'just by looking' Use the language of comparison: more than and fewer than	Focus on counting skills Focus on the 'five-ness of 5' using one hand and the die pattern for 5 Comparison of sets - by matching Use the language of comparison: more than, fewer than, an equal number Explore the concept of 'whole' and 'part'	Focus on the composition of 3, 4 and 5 Practise object counting skills Match numerals to quantities within 10 Verbal counting beyond 20	Subitise within 5 focusing on die patterns Match numerals to quantities within 5 Counting – focus on ordinality and the 'staircase' pattern See that each number is one more than the previous number Focus on 5	Focus on 6 and 7 as '5 and a bit' Compare sets and use language of comparison: more than, fewer than, an equal number to Make unequal sets equal	Focus on the 'staircase' pattern and ordering numbers Focus on ordering of numbers to 8 Use language of less than Focus on 7	Doubles – explore how some numbers can be made with 2 equal parts Sorting numbers according to attributes - odd and even numbers	Counting – larger sets and things that cannot be seen Subitising – to 6, including in structured arrangements Composition – '5 and a bit'	Composition - of 10 Comparison – linked to ordinality Play track games	Subitise to 5 Introduce the rekenrek Automatic recall of bonds to 5 Composition of numbers to 10	Comparison Number Patterns Counting
Maths Shape, Space Measure		2d shapes Squares, Rectangles Triangles	Time Night and day Days of the week Ordering events in a day	Positional language	Measure Non-standard units Using a ruler Heights	Capacity Empty and full Empty, full, half full Estimating	2d shapes	3d shapes	Mass: heavy and light Exploring mass Comparing masses Non standard units of mass	Volume and capacity Volume and capacity of a container Comparing Quantifying	Money Recognising coins Shopping with coins	Money Combining coins Sharing money equally Giving change
Science 		To recognise some of the changes in the natural world due to the seasonal changes of autumn.		To recognise some of the changes in the natural world due to the seasonal changes of winter and the impact of cold weather on animals.	To know that we can make things move, slow down, stop or change shape by applying force (push or pull). To know that we can make things move more easily (with less force) and faster by adapting them		To know that food can be eaten raw (fruit etc) but that most food changes from one state to another when it is cooked (heated). Some foods change state from solid to liquid	To learn about how plants grow	To know and understand the term 'life-cycle' To know that all animals have a life-cycle, including humans.			To recognise some of the changes in the natural world due to the seasonal changes of summer.

					such as putting wheels on them.							
History 	HISTORIAN <p>To know that there was a time before now, and we call that time 'the past'. Some things change and some things stay the same.</p>										<p>To know something about the life of Queen Elizabeth 2nd.</p> <p>To begin to develop a sense of chronology</p>	
Geography 	GEOGRAPHER		<p>To know that they live in place called Stockport near a large city called Manchester.</p> <p>That Manchester is in the North, North -West, of England</p> <p>To know the titles and roles of key adults in the community.</p>							<p>To know that people in different countries have different languages, clothes and customs.</p> <p>To know that people in different countries have different languages, clothes and customs.</p>		
Art 	<p>Picasso – Drawing self portraits</p> 					<p>Giuseppe Arcimboldo Creating with Materials</p> 	<p>Vincent Van Gogh 'Sunflowers' Flower and leaf printing</p> 	<p>Henry Matisse Collage</p> 		<p>Piet Mondrian</p> 		
D&T 	DESIGNER		<p>Moving parts into a model (split pins to make a body part move)</p>		<p>Build a toy car using junk modelling but with axles and wheels so that the car moves.</p>	<p>Designing and making a house for the Three Little Pigs</p>				<p>Making an African inspired instrument</p>		

Music 	Basic Rhythm & Composition	Ensemble Singing & Performance	Exploring & Performing	Exploring & Performing	Musical Appreciation	Interrelated Dimensions of Music			
Computing	Computing through Continuous Provision	Computing Systems & Networks: using a computer	Programming: all about instructions	Computing Systems & Networks: exploring hardware	Data Handling: introduction to data	Online Safety			
RE	God's World	God's Family	Getting to Know Jesus	Sorrow and Joy	New Life	Our Church			
PE	Speed, Agility and Travel	Gymnastics	Co-operate and Problem Solve	Manipulation and Coordination	Body Management	Dance			
RSE/ PSHE	Healthy Lifestyles	Ourselves, growing and changing	Keeping safe	Feelings and Emotions	Healthy Relationships	Valuing Difference	British Values	Environment	Money