












Nursery Long Term Curriculum Map

	Unit 1	Unit 2	Unit 3	Unit 4	Unit 5	Unit 6	Unit 7	Unit 8	Unit 9	Unit 10	Unit 11	Unit 12
<b>Theme</b>	All About Me	The Natural World	People Who Help us in our Locality	Winter and Christmas	Move it!	Materials and Joins	Cooking	Plants	Animals and Growing	Where in the world does my family come from?	Castles, Kings and Queens	Summer and the Seaside
<b>Early Reading</b>	Prime Areas C & L		Phonics Phase 1 Aspect 1, 2 and 3 Environmental sounds Instrumental sounds Body percussion		Phonics Phase 1 Aspect 4, 5 and 6 Rhythm and rhyme Alliteration Voice sounds		Phonics Phase 1 Aspect 4, 5 and 6 RWI Nursery Practise using 'pure sounds'. Use Fred Talk to teach oral blending. Teach children to name the RWI pictures.		RWI- Nursery Teach a new set 1 sound every day		RWI- Nursery Teach a new set 1 sound every day  Start teaching children to blend in small groups once the children can read all the single letter Set 1 sounds speedily.	
<b>Nursery Stories for Talking</b>	Happy To Be Me	Owl Babies	We're Going on a Bear Hunt	Stick Man	The Three Little Pigs	Three Billy Goats Gruff	Goldilocks and the Three Bears	Supertato	The Very Hungry Caterpillar	Handa's Surprise	The Gruffalo	The Snail and The Whale
<b>EYFS English 5 a day text</b>												
<b>'Wow' moments Enrichment Trips Visitors</b>	Photographs/drawings of children and their family	Walk around school to look for signs of autumn	Invite a professional from a local business to come in and talk about their role in the community.	Walk around school to look for signs of winter	Visit to local garage	Visit to a builder's yard or B&Q	Create healthy snacks for parents	Plant and grow a sunflower	Caterpillars or eggs and observe life cycles	Share food that different families within the class eat	Have a royal tea party fit for a queen	Visit the seaside set up in Stockport
<b>Literacy - Writing</b>	Knowing sound of and writing initial letter in name. Using name laminates to practise name writing. Draw and scribble Sit in a balanced position Pretend to write Hold pencils/pens using a palmer grip or five finger grip Make controlled marks in sand, paint, shaving foam etc. Beginning to use dominant hand		Using name laminates to practise name writing Make controlled marks e.g. enclosures, lines, dots, dashes, back and forth scribbles and circling. Distinguish and name marks Copy shapes and patterns using increasingly precise tools		Weekly name writing Make small controlled marks (line, dots, dashes, circles etc) Use a two finger and thumb grip		Weekly name writing Use a preferred hand when using pencils and pens		Teach children to form letters in the air during the speed sound lesson. Teach the children the correct pencil grip and sitting position to write. Help children practise writing letters in a small group, or as individuals. Use some print and letter knowledge in early writing Use a two finger, one thumb grip for appropriate activities/ tool.		Write some or all of name Write some letters accurately (lowercase plus capitals used for name)	

Main writing outcome	I can add marks to pictures giving meaning to them I can add marks to show my name		I can use some print knowledge for writing e.g. a pretend shopping list I can write the first letter of my name		I am using a wider print knowledge for writing I can write some of my name e.g. first two letters				I apply print knowledge to my emergent writing I can write my own name				
Maths Master the Curriculum	Colours Match	Match Sort	Number 1 Number 2	Pattern Consolidation	Number 3 Number 4	Number 4 Number 5	Number 6 Introduce 10 frame Height and Length	Mass Capacity Consolidation	More than/ fewer than One more One less	Shape – 2D Revisit pattern from Autumn Shape – 3D	Number composition 1- 5 Night and day Order Events	Positional language Consolidation	
<b>Science</b>  	To talk about natural materials using vocabulary linked to all my senses		Know that changes happen in my environment during winter  Know that some animals sleep through the winter and know this is called hibernation.		Explore man made materials using vocabulary linked to all my senses				Show care for plants	To know the lifecycle of a frog and butterfly	Know what to wear in hot weather  Know how to protect myself in hot weather		
<b>History</b>  	To talk about myself and my immediate family – Look at photos of themselves when they were younger								Talk about my own family's history such as grandparent.  Know that there was a Queen who ruled the country.				
<b>Geography</b>  	To know way around Nursery  Know how to show someone to a certain place: e.g toilets, the outdoor area, the carpet.		To know that we live in the country England  Talk about different job roles						Talk about the differences I have seen in people, countries and communities  Know what a map is				
<b>Art</b>  	Colour Monster – Painting focus  	Andy Galsworthy – Transient collage  							Esther Mahlangu and Nike Davies - Okundaye  				

<b>D&amp;T</b> 					Design and make a moving picture - Mechanisms		Make a healthy fruit snack for 'Parents stay and play' – Cooking and nutrition		Design and build a spider's home – Structures			
<b>Music</b> 	Exploring Emotions Use percussion instruments to explore different sounds	Ensemble and Performance Learn and perform Christmas songs	Travel and Movement – Move to the Music Exploring actions and movement in nursery rhymes and ring games	Rhythm Tapping out and making simple rhythms	Musical Appreciation Listening and responding to world music	Exploring Musical Sound and Rhythm Exploring seaside sounds						
<b>Computing</b>	Computing through Continuous Provision	Computing through Continuous Provision	Computing through Continuous Provision	Computing through Continuous Provision	Computing through Continuous Provision	Computing through Continuous Provision						
<b>RE</b>	God's World	God's Family	Getting to Know Jesus	Sorrow and Joy	New Life	Our Church						
<b>PE</b>	Speed, Agility and Travel	Gymnastics	Co-operate and Problem Solve	Manipulation and Coordination	Body Management	Dance						
<b>RSE/ PSHE</b>	Healthy Lifestyles	Ourselves, growing and changing	Keeping safe	Feelings and Emotions	Healthy Relationships	Valuing Difference	British Values	Environment	Money			